

Electronic structure and electron-phonon coupling in the 18 K superconductor Y_2C_3

D. J. Singh and I. I. Mazin

Center for Computational Materials Science, Naval Research Laboratory, Washington, DC 20375, USA

(Received 1 April 2004; published 12 August 2004)

The electronic structure and electron-phonon coupling in Y_2C_3 is investigated using density functional calculations. We find that the Fermi level falls in a manifold of mixed character derived from Y d states and antibonding states associated with the C dimers in the structure. Calculations of the electron-phonon coupling for Y and C modes show that the former provide most of the coupling. Modes associated with C-C bond stretching have large matrix elements, but make small contributions to the coupling because of their high phonon frequencies. Substantial electron doping of the C-C antibonding states would yield a large increase in the coupling and critical temperature, perhaps to values comparable to MgB_2 . However, it seems unlikely that a modification of Y_2C_3 with much higher filling of the C-C antibonding states can be stabilized.

DOI: 10.1103/PhysRevB.70.052504

PACS number(s): 74.25.Jb, 74.70.Ad

The rare earth sesquicarbides, R_2C_3 , where R is a rare earth or Y, are a family of superconducting materials that form in the bcc Pu_2C_3 structure under high temperature conditions. Samples produced by arc melting have critical temperatures, T_c , of 10 K to 12 K, with little dependence on the particular rare earth. For example, as synthesized samples with the largest and smallest rare earths, specifically, La_2C_3 and Y_2C_3 have critical temperatures of 11 K and 10.5 K, respectively.¹⁻⁵ However, it was found early on that heavy Th doping raises T_c , up to 17 K in the case of the Y compound.⁶ Very recently, Amano and co-workers⁷ reported that T_c for Y_2C_3 could be increased to 18 K by synthesis under high pressure (4–5.5 GPa). The resulting samples have the same Pu_2C_3 structure as previously obtained samples but a slightly different lattice parameter, suggesting that the effect of pressure is to change the composition of the samples. Furthermore, they reported that the results were sensitive to the sintering conditions. The lattice parameters varied in the range $a=8.181-8.226$ Å with reported T_c spanning the range 15 K to 18 K. The extrapolated upper critical field of the 18 K samples was estimated to be ~ 30 T.⁸

The Pu_2C_3 structure has four formula units per primitive unit cell, spacegroup $I\bar{4}3d$, Y on site 16c (u, u, u) and C on site 24d ($v, 0, 1/4$), where the coordinates are in terms of the bcc lattice vectors (see Fig. 1). As may be seen, C dimers with short bond lengths are a characteristic of this structure. Electronic structure studies of other metals with C dimers both at the tight binding⁹ and density functional level¹⁰ suggest that the electronic structure could have substantial C-C antibonding character near the Fermi level. Such states may be expected to have extremely high deformation potentials, reflecting these very strong C-C triple bonds. Also reflecting the very strong covalent bonds, phonons that modulate the C-C distances would be very stiff, which, if these states were responsible for the superconductivity, would yield a moderate electron-phonon coupling, λ , and a very high logarithmic average phonon frequency and therefore high prefactor in the McMillan equation for T_c . In this scenario, a very strong dependence of T_c on stoichiometry (more precisely, occupation of the antibonding states) might be anticipated, as well as the possibility of very high T_c in more optimally doped

samples, perhaps with values like in MgB_2 and A_3C_{60} . Here we report density functional calculations of the electronic structure and the coupling constants of a C-C and a Y mode aimed at determining the extent to which this scenario applies in Y_2C_3 .

The present calculations were done using the general potential linearized augmented plane wave (LAPW) method,¹² with local orbital extensions¹³ to relax linearization errors and to treat the semi-core states of Y. LAPW sphere radii of $2.0 a_0$ and $1.24 a_0$ were used for Y and C, respectively. Well converged basis sets (convergence tests were done) consisting of 4250 basis functions for the 20 atom primitive cell were used, along with converged Brillouin zone samplings. The core states were treated relativistically and valence states semirelativistically. For the crystal structure we used the reported bcc $I\bar{4}3d$ Pu_2C_3 structure with the experimentally determined lattice parameter, $a=8.226$ Å from Ref. 7 but relaxed the internal coordinates using the calculated atomic forces. We found significant changes in the C-C dimer bond

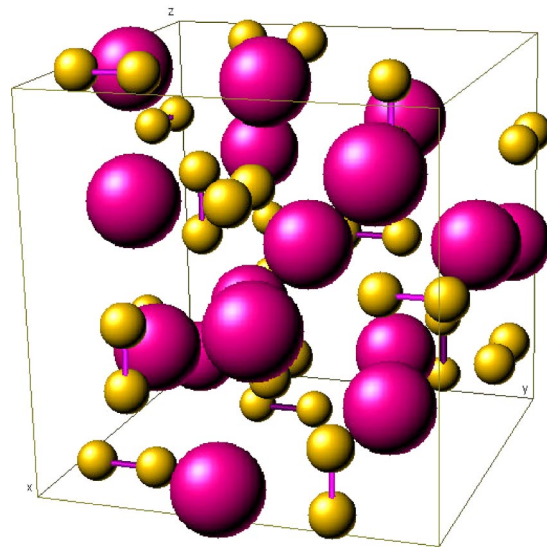


FIG. 1. (Color online) Crystal structure of Y_2C_3 showing the C_2 dimers. Large spheres denote Y and small spheres denote C.

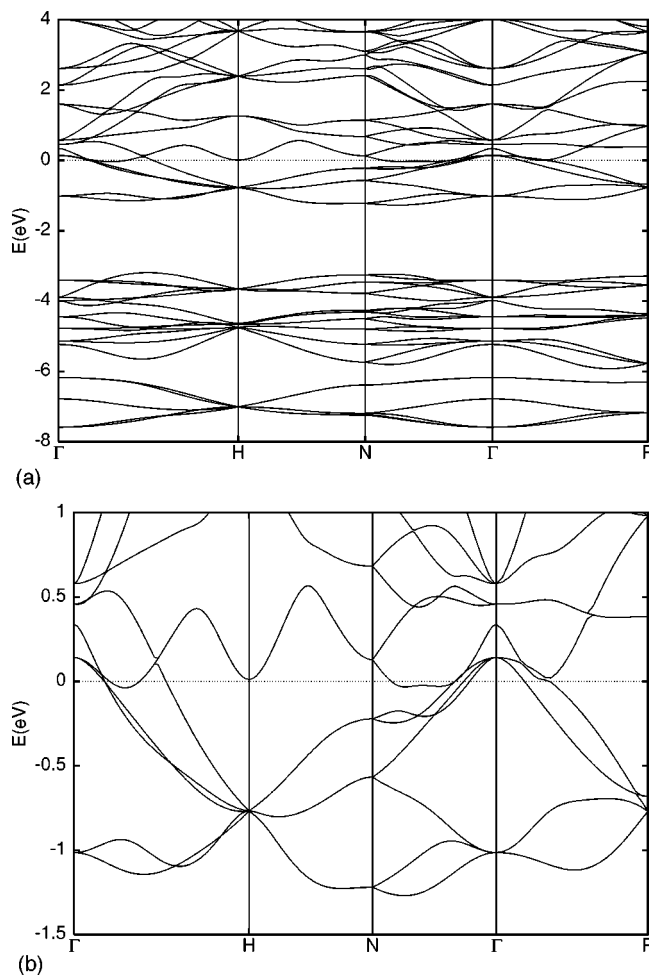


FIG. 2. Calculated band structure of Y_2C_3 with the relaxed atomic positions. The lowest bands shown are part of the C $2s$ manifold. The bottom of this manifold is at -14.9 eV. The lower panel is a blow-up around E_F , which is at 0 eV.

length from the available experimental refinement (Ref. 11). Specifically, we obtain a C-C distance of 1.33 Å, and a Y-C distance of 2.51 Å, corresponding to internal parameters, $u = 0.504$ and $v = 0.2940$. The corresponding full symmetry Raman modes are an Y dominated mode at 175 cm^{-1} and an almost pure C-C bond stretching mode at 1442 cm^{-1} . It seems likely that the difference between our results and the C position of Ref. 11 is related to difficulty in the refinement due to sample stoichiometry, which is an issue in these sesquicarbides, as mentioned above.

The calculated electronic band structure and corresponding electronic density of states (DOS) are given in Figs. 2 and 3, respectively. (The Fermi surfaces are displayed in Fig. 5.) The band structure agrees qualitatively with a very recent report by Shein and Ivanovskii,¹⁴ although there are noticeable differences in detail, presumably related to the different C-C bond length in that calculation.

The band structure shows a manifold of 12 C $2s$ derived bands extending from -14.9 to -6.2 eV, relative to the Fermi energy, E_F (note that there are 12 C atoms in the primitive cell). This is followed by a narrower manifold of 18 C $2p$ bonding bands, associated with the C dimers. This,

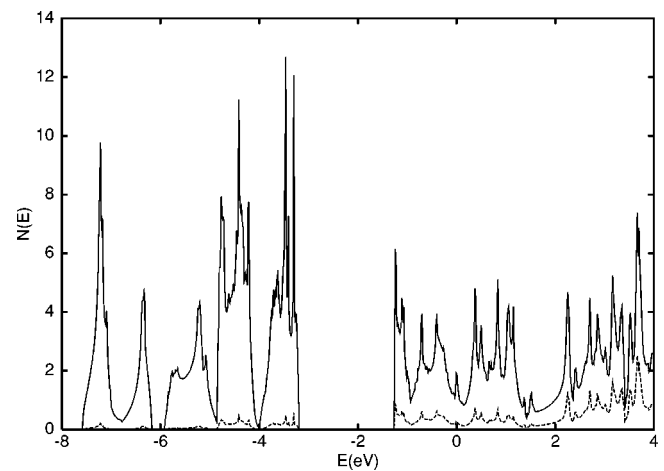



FIG. 3. Electronic density of states of Y_2C_3 with the relaxed atomic positions. The solid line is the total density of states on a per formula unit basis and the dashed line is the Y d contribution as defined by projection onto the Y LAPW sphere of radius $2.0 a_0$.

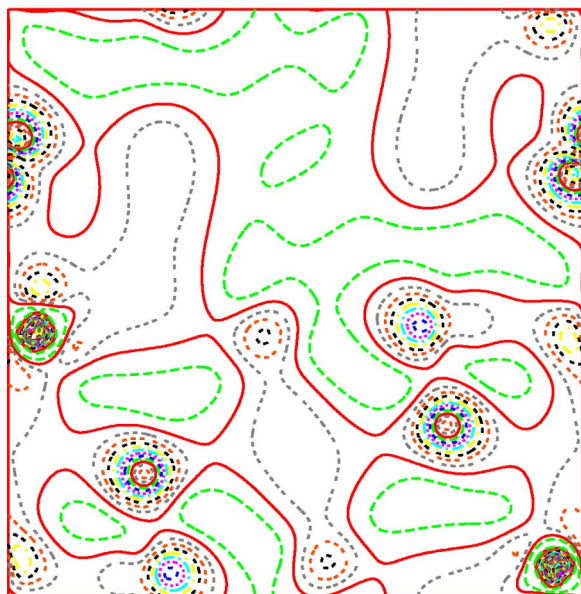
in turn, is separated by a ~ 2.5 eV gap from a broad manifold of mixed C-C antibonding and Y character. The Fermi level lies ~ 1 eV from the bottom of this manifold. Figure 4 shows the contribution from states near E_F to the charge density. The plot is for the energy range that contributes 1 e per unit cell going down from E_F . This electronic structure is consistent with a conventional picture⁹ of strongly covalently bonded C dimers embedded in a solid that has metallic cohesion involving mixture of Y and antibonding C-C states.

As may be seen, there are several bands crossing the E_F . This leads to a complex multisheet Fermi surface (Fig. 5), with no obvious strong nesting features.¹⁵ The density of states at E_F is $N(E_F) = 1.88$ eV^{-1} on a per formula unit both spins basis, corresponding to a bare linear specific heat coefficient, $\gamma_{bare} = 4.4$ $mJ/mol K^2$. This is approximately 60% larger than the experimental value of $\gamma = 2.8$ $mJ/mol K^2$ (Ref. 2), but this comparison should be interpreted with caution since the experimental stoichiometry was not well established. We note that Th doped Y_2C_3 with $T_c = 17$ K (closer to the 18 K reported for Y_2C_3 by Amano and co-workers), has a reported experimental $\gamma = 4.7$ $mJ/mol K^2$, and that the DOS is peaked at the stoichiometric composition, implying that off-stoichiometric samples would likely have lower γ , both because of lower γ_{bare} and presumably lower electron phonon enhancement.

Considering the apparent absence of strong nesting, and the large unit cell (four formula units, 20 atoms), it is expected that the zone center modes may be at least semi-quantitatively representative for determining the electron-phonon coupling. As a further simplification, we focus on two modes in order to obtain the gross features. These are the two full symmetry modes related to the internal structural parameters. As mentioned, these are a Y dominated mode at 175 cm^{-1} and an almost pure C-C bond stretching mode at 1442 cm^{-1} . We determined the mode λ for these two modes using a frozen phonon method, in which LDA calculations were done as a function of the phonon distortion, and the deformation potentials calculated directly from the change in electronic structure on the Fermi surface. The result is shown



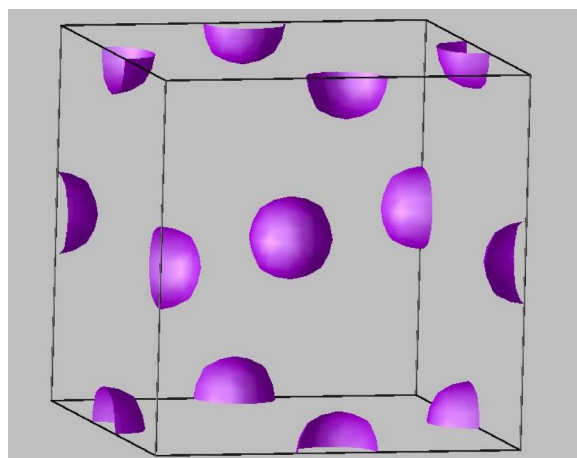
(a)



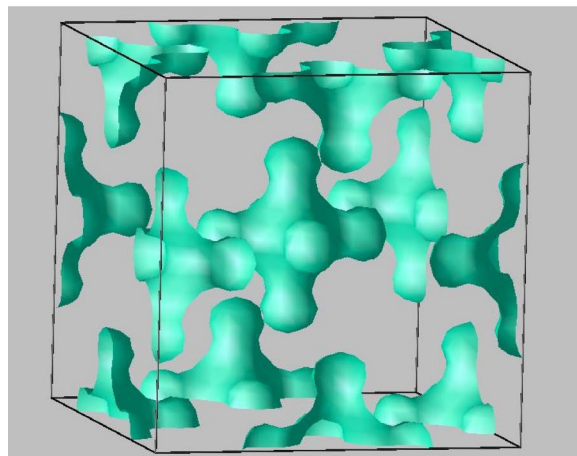
(b)

FIG. 4. (Color online) Contour plot of the charge density originating from the valence bands near E_F (see text) in a (001) plane, through two C dimers (top) and shifted by $0.05 c$ (bottom) to pass through Y atoms (see Fig. 1). The contour levels are spaced by $0.00025 e/a_0^3$, starting at $0.00025 e/a_0^3$. Note the metallic-like Y derived density and the C antibonding character.

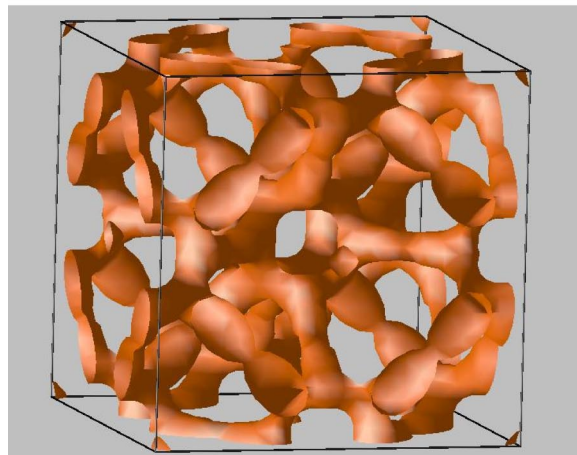
as a function of rigid band Fermi energy in Fig. 6. For this plot, it was assumed that the lower frequency Y mode (which modulates both Y distances and Y-C distances) is representative of all modes except the 6 C-C bond stretching modes, which were assumed to be represented by the high frequency C-C mode. Most likely, this is reasonably good for the bond stretching modes but underestimates the phonon frequency for the other modes, since the C dimers are lighter than an Y atom. However, considering the crudeness of representing the system with two full symmetry zone center modes, it



(a)



(b)



(c)

FIG. 5. (Color online) LDA Fermi surfaces of Y_2C_3 .

hardly seems justified to attempt corrections, and instead we view the result as semi-quantitative.

The calculated electron-phonon coupling for the stoichiometric band filling is $\lambda=0.6$ and is dominated by phonons other than the C-C bond stretching; the C-C bond stretching provides less than 10% of the total λ . Inserting $\lambda=0.6$ into the McMillan formula, with $\mu^*=0.1$ and $\omega=175 \text{ cm}^{-1}$, we obtain $T_c=5 \text{ K}$, which is fair agreement considering the crudeness of the approximation employed.

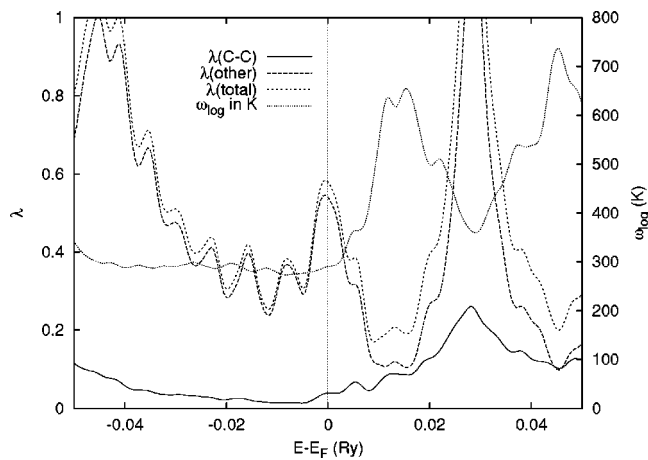


FIG. 6. Mode λ and average phonon frequency (see text) as a function of energy. The heavy dashed (heavy solid) line denotes the full symmetry Y (C) derived mode λ as a function of energy, normalized as if these modes are representative. The light dashed line is the total λ with this assumption. The light dotted line is the logarithmic average of these two frequencies with λ , which would enter the prefactor of the McMillan equation.

What is significant is that λ has a maximum at the stoichiometric band filling. This is related to the fact that the Fermi energy falls on a peak in the DOS. The dependence of λ on band filling and the difficult synthesis of stoichiometric sesquicarbides provides an explanation for the experimentally observed variability of T_c depending on preparation conditions. Going to lower band filling, λ decreases and

then increases again to a value exceeding $\lambda=1$, reflecting the structure of the DOS, but this only happens quite far down, corresponding to an electron deficiency of about 1 e per formula unit. The C-C stretching contribution is small throughout this region. Going to higher electron count, λ again decreases initially and then increases, again to values exceeding $\lambda=1$. However, in this case the C-C bond stretching contribution becomes significant and as a result the logarithmic average phonon frequency also sharply increases. In principle, this would mean that heavily electron doped Y_2C_3 would become a high temperature superconductor, like MgB_2 and A_3C_3 . However, this is based on a rigid band filling, which is a highly unlikely scenario. Instead, population of C-C antibonding states should be highly disfavored, and therefore it would be rather difficult to chemically reach the region where this contribution to λ becomes large.

In summary, we report electronic structure and mode electron-phonon calculations for Y_2C_3 . The results are consistent with conventional electron-phonon mediated superconductivity related to Y-C phonons. The results show that the superconductivity is qualitatively like in other metal carbide superconductors, and not like MgB_2 or A_3C_{60} .

We are grateful for helpful discussions with W. E. Pickett. Work at the Naval Research Laboratory is supported by the Office of the Naval Research. The DoD-AE code was used for some calculations.

- ¹A. L. Giorgi, E. G. Sklarz, M. C. Krupka, and N. H. Krikorian, *J. Less-Common Met.* **17**, 121 (1969).
- ²A. L. Giorgi, *High. Temp. Sci.* **19**, 127 (1985).
- ³T. L. Francavilla and F. L. Carter, *Phys. Rev. B* **14**, 128 (1976).
- ⁴L. F. Vereshchagin, V. I. Novokshonov, and V. V. Evdokimova, *Sov. Phys. Solid State* **20**, 1792 (1978) [*Fiz. Tverd. Tela (Leningrad)* **20**, 3109 (1978)].
- ⁵L. F. Vereshchagin, V. I. Novokshonov, V. V. Evdokimova, and E. P. Khlybov, *Sov. Phys. Solid State* **21**, 336 (1979) [*Fiz. Tverd. Tela (Leningrad)* **21**, 569 (1979)].
- ⁶M. C. Krupka, A. L. Giorgi, N. H. Krikorian, and E. G. Szklarz, *J. Less-Common Met.* **19**, 113 (1969).
- ⁷G. Amano, S. Akutagawa, T. Muranaka, Y. Zenitani, and J. Akimitsu, *J. Phys. Soc. Jpn.* **73**, 530 (2004).
- ⁸T. Nakane, T. Mochiku, H. Kito, M. Nagao, J. Itoh, H. Kumakura,

and Y. Takano, *Appl. Phys. Lett.* **84**, 2859 (2004).

- ⁹S. Lee, W. Jeitschko, and R.-D. Hoffmann, *Inorg. Chem.* **28**, 4094 (1989).
- ¹⁰Th. Gulden, R. W. Henn, O. Jepsen, R. K. Kremer, W. Schnelle, A. Simon, and C. Felser, *Phys. Rev. B* **56**, 9021 (1997).
- ¹¹V. I. Novokshonov, *Russ. J. Inorg. Chem.* **25**, 375 (1980) [*Zh. Neorg. Khim.* **25**, 684 (1980)]. This paper gives an experimental refinement, with $a=8.2335$ Å, $u=0.0500$ and $v=0.2821$.
- ¹²D. J. Singh, *Planewaves, Pseudopotentials and the LAPW Method* (Kluwer Academic, Boston, 1994).
- ¹³D. Singh, *Phys. Rev. B* **43**, 6388 (1991).
- ¹⁴I. R. Shein and A. L. Ivanovskii, cond-mat/0312391.
- ¹⁵The middle jack shaped section could have some nesting between the flat parts along [111].