

Suppressed Fluctuations as the Origin of the Static Magnetic Order in Strained Sr₂RuO₄

Bongjae Kim^{1,*}, Sergii Khmelevskiy², Cesare Franchini^{3,4} and I. I. Mazin^{5,6,†}

¹Department of Physics, Kunsan National University, Gunsan 54150, Korea

²Center for Computational Materials Science, Institute for Applied Physics, Vienna University of Technology, Wiedner Hauptstrasse 8-10, 1040 Vienna, Austria

³University of Vienna, Faculty of Physics and Center for Computational Materials Science, Vienna A-1090, Austria

⁴Dipartimento di Fisica e Astronomia, Università di Bologna, 40127 Bologna, Italy

⁵Department of Physics and Astronomy, George Mason University, Fairfax, Virginia 22030, USA

⁶Quantum Science and Engineering Center, George Mason University, Fairfax, Virginia 22030, USA



(Received 22 June 2022; revised 4 October 2022; accepted 21 December 2022; published 13 January 2023)

Combining first-principles density-functional calculations and Moriya's self-consistent renormalization theory, we explain the recently reported counterintuitive appearance of an ordered magnetic state in uniaxially strained Sr₂RuO₄ beyond the Lifshitz transition. We show that strain weakens the quantum spin fluctuations, which destroy the static order, more strongly than the tendency to magnetism. A different rate of decrease of the spin fluctuations vs magnetic stabilization energy promotes the onset of a static magnetic order beyond a critical strain.

DOI: 10.1103/PhysRevLett.130.026702

Introduction.—After many years of pursuing triplet superconductivity in Sr₂RuO₄, recent studies provide evidence in favor of a singlet state [1,2]. However, while most theorists believe that spin fluctuations are important for superconductivity, there is no consensus on the detailed mechanism or the pairing symmetry. Some of the proposals include $d_{x^2-y^2}$ [3–5], $s + id_{xy}$ [6], $d_{xz} + id_{yz}$ [7,8], or $g_{xy(x^2-y^2)}$ [5,9]. Experiments under uniaxial strain have been instrumental in the quest for elucidating the pairing symmetry [3,10]. One of the most impressive pieces of evidence was the observation of a maximum in T_c and H_{C2} at the critical strain corresponding to the Lifshitz transition [3,11]. In systems where the Fermi level (E_F) lies close to a van Hove singularity (VHS), small perturbations can induce a Lifshitz transition involving a tuned shift of the van Hove point across E_F associated with a change of the Fermi surface topology [12–14]. The latest addition in this direction is establishing an ordered static magnetic state under strain beyond the Lifshitz transition [15].

This result is counterintuitive because the magnetism is nearly universally suppressed by pressure as the atomic distances, a , become smaller (See Refs. [16,17] for representative examples): the bandwidth scales as $1/a^2$ and DOS as a^2 . Hence, $I(0)N(0)$, which determines the tendency towards ferromagnetism in the Stoner picture, becomes smaller and enhanced itinerancy eventually wins over the spin exchange splitting. Here, $I(0)$ and $N(0)$ are the Stoner factor and density of states at Fermi level, respectively. Understanding this paradox may bring up new and novel progress in understanding the physics of this compound, which has a nontrivial magnetic energy landscape [18]. The emergence of magnetism under pressure, as stated, is very

uncommon and usually associated with materials close to the itinerant magnetism, where the long-range order is suppressed by the fluctuations (cf. Fe-based superconductors, Ref. [19]). Of course, this is the average behavior and around the Lifshitz transition, this picture is not valid. Further, the leading instability in Sr₂RuO₄ is not ferromagnetic but at an incommensurate \mathbf{q} , where the susceptibility is not affected by the Lifshitz transition.

Such anomalous pressure effect on magnetism can be understood within Moriya's self-consistent renormalization (SCR) theory [20]. It stipulates that the magnetization in itinerant magnets is soft and fluctuates in amplitude. Assuming Gaussian fluctuations with the mean square amplitude ξ , it was shown that if the total energy is expanded with the magnetic order parameter M as

$$E = a + bM^2 + cM^4 + dM^6 + \dots \quad (1)$$

According to the fluctuation-renormalized expansion, the corresponding coefficients change as

$$\begin{aligned} \tilde{b} &= b + \frac{5}{3}c\xi^2 + \frac{35}{9}d\xi^4 + \dots \\ \tilde{c} &= c + \frac{14}{3}d\xi^2 + \dots, \end{aligned} \quad (2)$$

and so on. Obviously, this increases the value of the inverse spin susceptibility, $2b$, and its sign changes from negative to positive for $\xi^2 \gtrsim |3b/5c|$. Hence, the spin fluctuation in an itinerant magnet can lead to (i) the reduction of spin susceptibility in paramagnetic materials, (ii) the decrease of the average magnetic moment, or (iii) the suppression of

the long-range magnetic order in a system where mean-field theories, such as density functional theory (DFT), predict an ordered magnet.

SCR theory has been successfully applied to various (near-)ferromagnetic materials, such as Pd [21], Ni₃Ga and Ni₃Al [22], ZrZn₂ [23], and other similar systems, where the SCR theory is somewhat more straightforward. Also, it was called up in connection with Fe-based superconductors [24,25]. Moriya, in his book [20], emphasizes that, while the entire frequency and momentum dependence of spin susceptibility, via the fluctuation-dissipation theorem, determines the value of ξ , a significant role is played by the phase space, i.e., the fraction of the Brillouin zone (BZ) that is close to a magnetic instability.

This point was clearly demonstrated in Ref. [22], where ξ was estimated from first-principles calculations for two similar compounds, Ni₃Al and Ni₃Ga. Within DFT, both systems are ferromagnetic, but, in reality, only the former is, while Ni₃Ga is a strongly renormalized paramagnet. Counterintuitively, the calculated magnetic moment and magnetic stabilization energy were higher in Ni₃Ga. This apparent paradox was resolved in Ref. [22] by the fact that the instability in Ni₃Ga, while stronger, is also considerably less localized in the momentum space (the characteristic volume of the unstable part of the BZ is more than twice larger), which leads to a larger ξ , and a stronger suppression. As a result, from the view of mean-field theory, the magnetic instability is entirely suppressed in the more ferromagnetic material, while in the *less* one, the magnetism survives [22].

In this Letter, we argue that Sr₂RuO₄ represents a similar case with the spin-density wave (SDW)-type instability: The tendency toward SDW antiferromagnetism is stronger for the unstrained material, but the static order is not established due to the even more substantial spin fluctuations. We show that when uniaxial stress is applied, the fluctuations are suppressed more strongly than the tendency towards magnetism which causes the emergence of a static magnetic phase.

Methods.—We employed the Vienna *ab initio* simulation package (VASP) [26,27] within the generalized gradient approximation (GGA) by the Perdew-Burke-Ernzerhof functional [28]. The energy cut for the plane waves of 600 eV was used with a Monkhorst-Pack k mesh of $17 \times 17 \times 10$ for the primitive unit cell. For the spin spiral calculations with various \mathbf{q} values, we employed the generalized Bloch theorem [29], allowing spiral calculations for an arbitrary wave vector without using the supercells. We have further used a very stringent convergence criteria of 10^{-7} eV in most cases.

To obtain a series of strained structures, we fixed the a lattice parameter and fully optimized b and c parameters and the internal positions. Because of the well-known fact that the GGA overestimates the equilibrium volume at a given pressure, the critical stress (but not the critical strain) in our calculations is likely overestimated (we get the

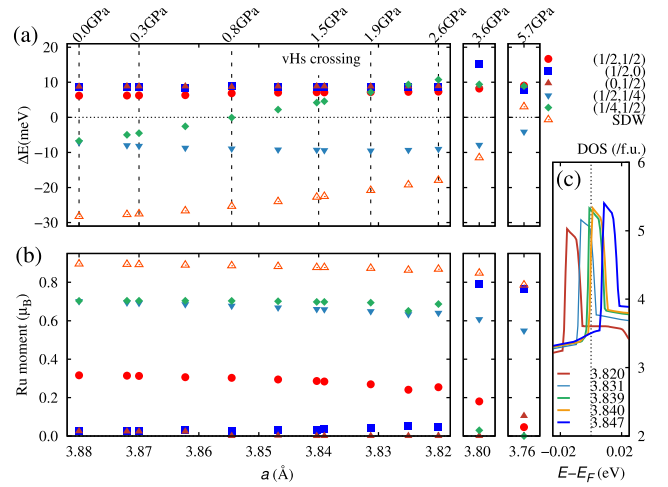


FIG. 1. Uniaxial strain dependent evolution of (a) total energy and (b) the Ru local magnetic moment of Sr₂RuO₄ for various magnetic \mathbf{q} ordering vectors. The calculated SDW wave vector is $\mathbf{q}_{\text{SDW}} = (0.29, 0.29, 0)$. For the total energy evaluation, we set ΔE as the energy difference of each configuration with nonmagnetic one. The compressively strained a lattice parameter and corresponding stress is indicated in the x axis of the plot. (c) Position of the VHS as a function of strain. For a critical strain at 3.840 Å, corresponding to a pressure of 1.5 GPa [see panels (a) and (b)], the VHS crosses E_F establishing a Lifshitz transition.

Lifshitz transition at $\sigma = 1.5$ GPa, see Fig. 1, about twice the value estimated in Ref. [15]), but the important part is that we trace the evolution of magnetic properties well past this transition.

Results.—Sr₂RuO₄ does not order magnetically down to low temperatures; however, it was predicted from DFT calculations [30] and later confirmed by the neutron diffraction that it features strong spin fluctuations with the wave vector $\mathbf{q} \sim (0.3, 0.3, 0)$ [31,32] (here and below, we give the wave vectors in the orthorhombic reciprocal lattice units, i.e., $2\pi/a$). This incommensurate SDW feature, from the nesting of 1D α and β Fermi surfaces, can be well-captured by DFT in the unstrained case using the approximate commensurate \mathbf{q} [33]. While we did not attempt to locate the exact position of the incommensurate SDW instability under strain, we could monitor its evolution using our commensurate \mathbf{q} -space grid. In our case, we obtained \mathbf{q}_{SDW} at (0.29, 0.29, 0) as the ground state for the unstrained case, which gives excellent agreement with the neutron diffraction study (from now on, we will omit $q_z = 0$ for brevity).

First, to inspect the correlation between the leading magnetic instability and uniaxial pressure in Sr₂RuO₄, we have calculated the total energy and Ru local magnetic moment for representative magnetic orderings in a wide range of stress levels and pressures. In addition to the \mathbf{q}_{SDW} phase, we have considered the $\mathbf{q} = (1/2, 1/4)$ order suggested by Rømer *et al.* [34] and the checkerboard ordering $\mathbf{q} = (1/2, 1/2)$, as well as $\mathbf{q} = (1/2, 0)$ and $(0, 1/2)$ configurations [33], based on the observation that only

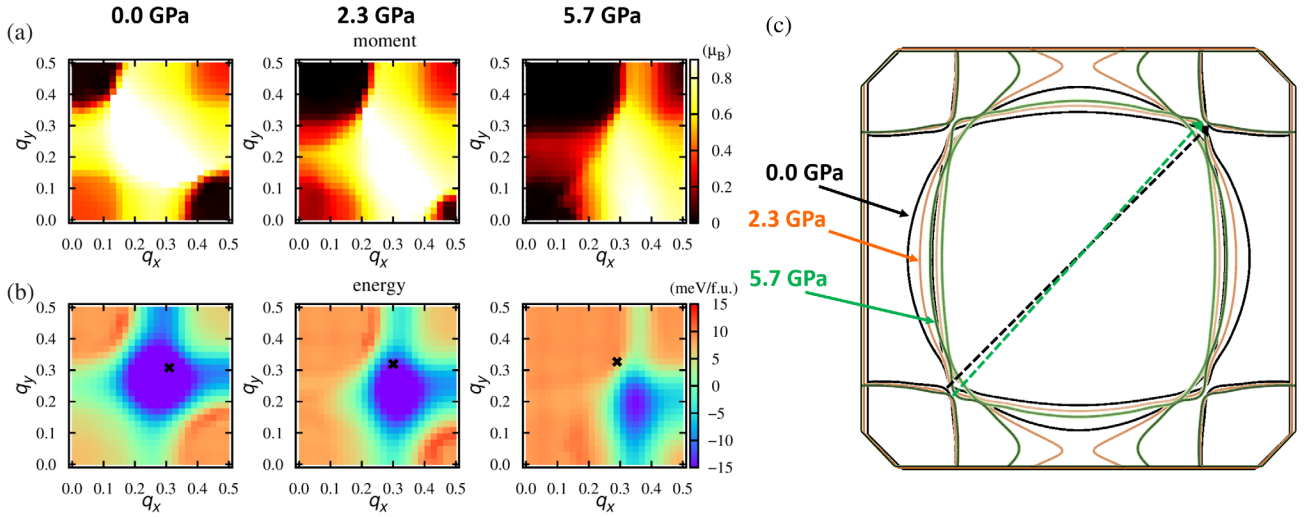


FIG. 2. (a) Ru local magnetic moment and (b) energy calculation for the $(\mathbf{q}_x, \mathbf{q}_y)$ plane for three representative stress cases: unstrained, 2.3 GPa, and 5.7 GPa. 2.3 GPa corresponds to the case beyond the Lifshitz transition, and 5.7 GPa to the highly strained limit. Here, the \mathbf{q} -grid calculation is performed with varying q_x and q_y values with the interval of $\Delta\mathbf{q} = 0.02(2\pi/a)$ at $\mathbf{q}_z = 0$. (c) The corresponding Fermi surface plots. The diagonal dashed arrows indicate the nesting vectors for unstrained and 5.7 GPa cases.

the first nearest neighbor exchange responds to uniaxial stress [33]. In Fig. 1, we display the energy difference of each configuration with the nonmagnetic one (ΔE) and Ru local moment for uniaxially strained Sr_2RuO_4 . We find that the SDW phase is the most stable state up to 3.6 GPa. As shown in Fig. 1(c), the VHS crosses the Fermi energy at around 1.5 GPa, and the SDW phase remains the ground state well beyond that. Uniaxial strain breaks the C_4 symmetry and bifurcates the first nearest neighbor exchange interactions between Ru ions [33]. Hence, $\mathbf{q} = (1/4, 1/2)$ and $\mathbf{q} = (1/2, 1/4)$ are progressively split in energy. We see that at the highly strained limit of 5.7 GPa, $\mathbf{q} = (1/2, 1/4)$ is lower than \mathbf{q}_{SDW} in energy, which, however, does not indicate that $\mathbf{q} = (1/2, 1/4)$ is the ground state, as discussed in detail later.

Interestingly, the size of the Ru moment strongly varies for different \mathbf{q} values. The \mathbf{q}_{SDW} moment is the largest for all studied ranges, while the one for $\mathbf{q} = (1/2, 0)$ is negligibly small. The sizes of the moment for $\mathbf{q} = (1/4, 1/2)$ and $\mathbf{q} = (1/2, 1/4)$ also bifurcate, and, at 3.6 GPa, the moment suddenly vanishes for $\mathbf{q} = (1/4, 1/2)$.

For the unstrained case, while strong \mathbf{q}_{SDW} tendency exists, the long-range magnetic order does not set in due to the strong spin fluctuations. As the system undergoes uniaxial strain, μSR experiments have found the stabilization of a magnetic order beyond the Lifshitz transition point [15]. However, the actual magnetic pattern is unknown, albeit an incommensurate SDW was suggested [15]. On the other hand, preliminary nuclear magnetic resonance (NMR) data, while also suggestive with magnetic order, do not see expected broadening at low temperatures [35].

Our calculations, consistently with μSR , show that the DFT (that is to say, mean field) ground state is always an

incommensurate SDW, even though its wave vector slowly shifts from $(0.29, 0.29)$ toward $\mathbf{q} = (1/2, 1/4)$ [Fig. 2(b)]. As expected, while the SDW is always stable at the mean field level, the stabilization energy [Fig. 2(b)] and the equilibrium magnetic moment [Fig. 2(a)] are considerably reduced by the strain.

The next step is to estimate the effect of the fluctuations. For materials close to ferromagnetism, first-principles calculations of the ξ parameter [Eq. (2)] are tedious but feasible [21,22]. For those close to antiferromagnetism, we do not have a similar recipe. Therefore, we have adapted “a poor man’s” approach, estimating ξ^2 as $\langle M^2(\mathbf{q}) \rangle$, which is obtained by averaging the squared Ru local magnetic moment over the entire Brillouin zone. Ideally, knowing the frequency- and momentum-dependent spin susceptibility, $\chi(\mathbf{q}, \omega)$, one could evaluate ξ^2 [20]. Lacking this information, we assume that the frequency dependence does not affect the trend (similarly, the ω dependence was neglected, for instance, in Ref. [36], where ξ^2 was estimated for some ferromagnets in the high-temperature limit). Since we, on the contrary, are interested in zero-point fluctuation, we can further assume that fluctuations at any \mathbf{q} are excited with the same probability and the amplitude proportional to $M(\mathbf{q})$, from where our “poor man” formula follows. While this estimate may be quantitatively inexact, it should provide us with the correct trend under strain.

To this end, we have calculated, for three stresses of 0.0 GPa, 2.3 GPa, and 5.7 GPa, the moments and magnetic stabilization energies on a full 2D grid in \mathbf{q}_x and \mathbf{q}_y , while keeping $\mathbf{q}_z = 0$. The results are shown in Figs. 2(a) and 2(b). For the unstrained case, a large moment ($>0.8\mu_B$) can be found in a broad region centered at $\mathbf{q}_{\text{SDW}} = (0.29, 0.29)$. The size of the moment strongly depends

on \mathbf{q} , and almost vanishes close to $\mathbf{q} = (1/2, 0)$ and $\mathbf{q} = (0, 1/2)$. The large \mathbf{q} range where a strong instability occurs demonstrates the highly fluctuating nature of the spin moment in Sr_2RuO_4 . As the uniaxial stress is imposed, the lowest energy position is gradually moved asymmetrically to $\mathbf{q} = (0.32, 0.24)$, for 2.3 GPa, and $\mathbf{q} = (0.34, 0.20)$ for 5.7 GPa [see Fig. 2(b)]. According to our calculation, the magnetic instability is of SDW type, not the commensurate one, $\mathbf{q} = (1/2, 1/4)$, suggested in Ref. [34] and not checkerboard $\mathbf{q} = (1/2, 1/2)$. While there is an apparent tendency of the ground-state \mathbf{q} to shift from the original SDW one, $\mathbf{q}_{\text{SDW}} = (0.29, 0.29)$, toward $\mathbf{q} = (1/2, 1/4)$, the magnetism of the system remains incommensurate. Our calculations show that, while proximity to a SDW instability in unstrained Sr_2RuO_4 is definitely related to nesting [23], the exact position is not given by the nesting vector (which is related to the imaginary, not the real part of susceptibility [37]), and in fact the evolution of the SDW vector with strain cannot be attributed to the evolution of nesting (Fig. 2) [38].

Estimating $\xi^2 \approx \langle M^2(\mathbf{q}) \rangle$, we obtain for 0.0 GPa, 2.3 GPa, and 5.7 GPa stress, respectively, 0.43, 0.36, and $0.22\mu_B^2$, demonstrating the progressive suppression of the spin fluctuations. The apparent shrinking of the area where the moment survives [Fig. 2(a)] demonstrates the dramatic reduction of the phase space available for fluctuations under strain.

While the leading instability has, of course, its origin in the momentum space, it is instructive to look at it also from the real space point of view. As discussed in our previous paper [33], the Fermi-surface driven instability, when mapped onto the nearest-neighbor Heisenberg Hamiltonian, results in three sizable exchange parameters, corresponding to the ferromagnetic coupling along the 110 bond, J_{110} and two antiferromagnetic couplings, along the 100 and 200 bonds, so that $|J_{200}| > |J_{110}| > |J_{100}|$. Note that J_{100} alone generate a $\mathbf{q} = (1/2, 0)$ order, and J_{200} a $\mathbf{q} = (1/4, 0)$ order, etc. In Ref. [33] we estimated, using the real-space disordered local moments method, the effect of uniaxial strain (without reoptimizing the atomic position) on the J parameters, and found that only J_{100} is affected, by splitting into different J_{100} and J_{010} . For sufficiently large strain, J_{100} dictates the antiferromagnetic order along x , that is, $q_x = 1/2$, while (still the largest) J_{200} forces q_y to get close to $1/4$, thus promoting the $(1/2, 1/4)$ order. However, as discussed above, direct calculations show that this limit is never achieved in the considered stress range, albeit the leading instability shifts from $(1/3, 1/3)$ to this general direction. Thus, the evolution of the instability \mathbf{q} vector can be roughly described as the competition between the Fermi surface driven instability and the nearest neighbor superexchange.

We can illustrate the physics of the recovery of magnetism under uniaxial strain on a simple toy model (Fig. 3). Let us assume that the energy of the SDW in the unstrained state

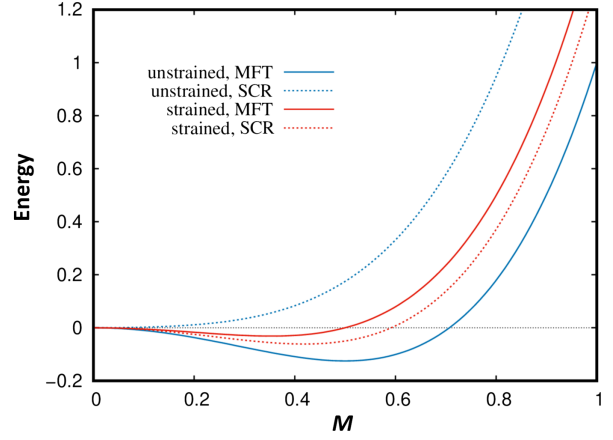


FIG. 3. A toy model illustrating that within the SCR theory, the overall suppression of magnetism may, paradoxically, lead to the establishment of long-range magnetic order. The figure shows a model magnetic Hamiltonian, that is, the energy as a function of a magnetic order parameter M . The mean-field theory, in this particular model and range of parameters (see the main text), yields a magnetic ground state for both unstrained and strained cases (solid lines). On the other hand, with the SCR theory, where the spin fluctuations are included per Eq. (2), one obtains a magnetic ground state only for the strained case.

in the mean field theory (MFT) is a simple quadratic polynomial of its amplitude: $E(m) = -m^2 + 2m^4$. The MFT ground state is then $m = 1/2$. If we take Gaussian spin fluctuations of $\xi = 0.6$, then, per Eq. (2), these will destabilize the static order and stabilize a nonmagnetic ground state. Let us now assume that under strain, the quadratic coefficient got reduced by a factor of 2 (a reduced tendency towards magnetism), $E_{\text{strain}}(m) = m^2/2 + 2m^4$. This would shift the MFT solution to $m = 1/2\sqrt{2}$, and the magnetic stabilization energy will be reduced from $1/8 [E(m = 1/2)]$ to $1/32 [E_{\text{strain}}(m = 1/2\sqrt{2})]$. If we now assume that ξ has also been reduced by a factor of 2, from 0.6 to 0.3, the SCR solution will still be magnetic, $m \approx 0.42$, $E_{\text{strain}} \approx -0.06$.

Summary and discussions.—Our DFT calculations show that, as expected, stress generally weakens the tendency toward magnetic order in Sr_2RuO_4 . That is to say, the magnetic ground state is less stable in the uniaxially strained case than in the unstrained one on the mean-field level. However, at the same time, the propensity of magnetic order to be destroyed by quantum spin fluctuations becomes weaker and allows the establishment of long-range order in the strained system. The competition between the two effects can be understood as follows: The mean square amplitude of spin fluctuations $\langle M(\mathbf{q})^2 \rangle$ decreases much faster with applied strain than static magnetic moment formation energy. In the parlance of Moriya's SCR theory, the coefficient b in Eq. (1) is negative, indicating the magnetic tendency, and becomes less negative with increasing the uniaxial strain. However,

the strength of the spin fluctuation quantified by the parameter ξ , *also* decreases with strain and, apparently, varies faster than b . As a result, up to some critical stress, determined experimentally as ~ 0.8 GPa, $\tilde{b} = b + \frac{5}{3}c\xi^2$ remains positive and becomes negative afterward.

A corollary of this picture is that under further straining, the ordered magnetism will be suppressed again due to the further reduction of the magnetic tendency—a prediction that should be possible to verify experimentally.

It is of note that the position of the MFT instability (or, equivalently, of the maximum in spin susceptibility) shifts with strain from its unstrained position of $\mathbf{q} = (0.29, 0.29)$ toward $\mathbf{q} = (1/2, 1/4)$, a new suggested nesting for the strained case [34]. But, still, \mathbf{q}_{SDW} remains strongly incommensurate, $\mathbf{q} \approx (0.34, 0.20)$, even at the strain of several GPa, and this evolution does not reflect the changes in any types of nestings. The origin of the deviation in \mathbf{q}_{SDW} , and its correlation with the nesting vector are also a topic of further studies. While direct verification of this prediction by neutron scattering is questionable, there might be observable indirect manifestations.

Our investigations on the unusual emergence of magnetism in Sr_2RuO_4 can offer crucial insights into other unconventional superconductors where the pairing mechanism is attributed to the spin fluctuations.

We thank Stuart Brown for fruitful discussions. This work was supported by the National Research Foundation of Korea (NRF) funded by the Ministry of Science and ICT (No. 2022M3H4A1A04074153). B. K. also acknowledges support by NRF Grant No. 2021R1C1C1007017, No. 2021R1A4A1031920 and KISTI supercomputing Center (Project No. KSC-2021-CRE-0605). B. K., S. K., and C. F. are supported by Korea-Austria Joint Mobility Projects (NRF-2019K1A3A1A18116063 and WZT-OeAD Project No. KR 08/2020). I. I. M. acknowledges support from the U.S. Department of Energy through the Grant No. DE-SC0021089.

*bongjae.kim@kunsan.ac.kr

†imazin2@gmu.edu

- [1] A. Chronister, A. Pustogow, N. Kikugawa, D. A. Sokolov, F. Jerzembeck, C. W. Hicks, A. P. Mackenzie, E. D. Bauer, and S. E. Brown, Evidence for even parity unconventional superconductivity in Sr_2RuO_4 , *Proc. Natl. Acad. Sci. U.S.A.* **118**, e2025313118 (2021).
- [2] A. N. Petsch, M. Zhu, M. Enderle, Z. Q. Mao, Y. Maeno, I. I. Mazin, and S. M. Hayden, Reduction of the Spin Susceptibility in the Superconducting State of Sr_2RuO_4 Observed by Polarized Neutron Scattering, *Phys. Rev. Lett.* **125**, 217004 (2020).
- [3] A. Steppke, L. Zhao, M. E. Barber, T. Scaffidi, F. Jerzembeck, H. Rosner, A. S. Gibbs, Y. Maeno, S. H. Simon, A. P. Mackenzie, and C. W. Hicks, Strong peak in Tc of Sr_2RuO_4 under uniaxial pressure, *Science* **355**, 6321 (2017).
- [4] E. Hassinger, P. Bourgeois-Hope, H. Taniguchi, S. René de Cotret, G. Grissonnanche, M. S. Anwar, Y. Maeno, N. Doiron-Leyraud, and L. Taillefer, Vertical Line Nodes in the Superconducting Gap Structure of Sr_2RuO_4 , *Phys. Rev. X* **7**, 011032 (2017).
- [5] O. Gingras, N. Allaglo, R. Nourafkan, M. Côté, and A.-M. S. Tremblay, Superconductivity in correlated multiorbital systems with spin-orbit coupling: Coexistence of even- and odd-frequency pairing, and the case of Sr_2RuO_4 , *Phys. Rev. B* **106**, 064513 (2022).
- [6] A. T. Rømer, P. J. Hirschfeld, and B. M. Andersen, Superconducting state of Sr_2RuO_4 in the presence of longer-range Coulomb interactions, *Phys. Rev. B* **104**, 064507 (2021).
- [7] I. Žutić and I. Mazin, Phase-Sensitive Tests of the Pairing State Symmetry in Sr_2RuO_4 , *Phys. Rev. Lett.* **95**, 217004 (2005).
- [8] Han Gyeol Suh, Henri Menke, P. M. R. Brydon, Carsten Timm, Aline Ramires, and Daniel F. Agterberg, Stabilizing even-parity chiral superconductivity in Sr_2RuO_4 , *Phys. Rev. Res.* **2**, 032023(R) (2020).
- [9] S. A. Kivelson, A. C. Yuan, B. Ramshaw, and R. Thomale, A proposal for reconciling diverse experiments on the superconducting state in Sr_2RuO_4 , *npj Quantum Mater.* **5**, 43 (2020).
- [10] C. W. Hicks, D. O. Brodsky, E. A. Yelland, A. S. Gibbs, J. A. N. Bruin, M. E. Barber, S. D. Edkins, K. Nishimura, S. Yonezawa, Y. Maeno, and A. P. Mackenzie, Strong increase of Tc of Sr_2RuO_4 under both tensile and compressive strain, *Science* **344**, 283 (2014).
- [11] Y. Luo, A. Pustogow, P. Guzman, A. P. Dioguardi, S. M. Thomas, F. Ronning, N. Kikugawa, D. A. Sokolov, F. Jerzembeck, A. P. Mackenzie, C. W. Hicks, E. D. Bauer, I. I. Mazin, and S. E. Brown, Normal State ^{17}O NMR Studies of Sr_2RuO_4 under Uniaxial Stress, *Phys. Rev. X* **9**, 021044 (2019).
- [12] I. M. Lifshitz, Anomalies of electron characteristics of a metal in the high pressure region, *Sov. Phys. JETP* **11**, 1130 (1960).
- [13] M. E. Barber, A. S. Gibbs, Y. Maeno, A. P. Mackenzie, and C. W. Hicks, Resistivity in the Vicinity of a van Hove Singularity: Sr_2RuO_4 under Uniaxial Pressure, *Phys. Rev. Lett.* **120**, 076602 (2018).
- [14] V. Sunko, E. Abarca Morales, I. Marković, M. E. Barber, D. Milosavljević, F. Mazzola, D. A. Sokolov, N. Kikugawa, C. Cacho, P. Dudin, H. Rosner, C. W. Hicks, P. D. C. King, and A. P. Mackenzie, Direct observation of a uniaxial stress-driven Lifshitz transition in Sr_2RuO_4 , *npj Quantum Mater.* **4**, 46 (2019).
- [15] V. Grinenko, S. Ghosh, R. Sarkar, J.-C. Orain, A. Nikitin, M. Elender, D. Das, Z. Guguchia, F. Brückner, M. E. Barber, J. Park, N. Kikugawa, D. A. Sokolov, J. S. Bobowski, T. Miyoshi, Y. Maeno, A. P. Mackenzie, H. Luetkens, C. W. Hicks, and H.-H. Klauss, Split superconducting and time-reversal symmetry-breaking transitions in Sr_2RuO_4 under stress, *Nat. Phys.* **17**, 748 (2021).
- [16] Katsuya Shimizu, Tomohiro Kimura, Shigeyuki Furomoto, Keiki Takeda, Kazuyoshi Kontani, Yoshichika Onuki, and Kiichi Amaya, Superconductivity in the non-magnetic state of iron under pressure, *Nature (London)* **412**, 316 (2001).

- [17] Ronald E. Cohen, I.I. Mazin, and Donald G. Isaak, Magnetic collapse in transition metal oxides at high pressure: Implications for the Earth, *Science* **275**, 654 (1997).
- [18] Bongjae Kim, Minjae Kim, Chang-Jong Kang, Jae-Ho Han, and Kyoo Kim, Competing spin-fluctuations in Sr_2RuO_4 and their tuning through epitaxial strain, [arXiv:2205.11711](https://arxiv.org/abs/2205.11711).
- [19] Rustem Khasanov, Zurab Guguchia, Elvezio Morenzoni, Chris Baines, Aifeng Wang, Xianhui Chen, Zbigniew Bukowski, and Fazel Tafti, Pressure-induced magnetism in the iron-based superconductors AFe_2As_2 ($\text{A} = \text{K}, \text{Cs}, \text{Rb}$), *Phys. Rev. B* **102**, 140502(R) (2020).
- [20] T. Moriya, *Spin Fluctuations in Itinerant Electron Magnetism* (Springer, Berlin, 1985).
- [21] P. Larson, I. I. Mazin, and D. J. Singh, Magnetism, critical fluctuations and susceptibility Re normalization in Pd, *Phys. Rev. B* **69**, 064429 (2004).
- [22] A. Aguayo, I. I. Mazin, and D. J. Singh, Why Ni_3Al is an Itinerant Ferromagnet but Ni_3Ga is Not, *Phys. Rev. Lett.* **92**, 147201 (2004).
- [23] I. I. Mazin and D. J. Singh, Spin fluctuations and the magnetic phase diagram of ZrZn_2 , *Phys. Rev. B* **69**, 020402(R) (2004).
- [24] I. I. Mazin, M. D. Johannes, L. Boeri, K. Koepf, and D. J. Singh, Problems with reconciling density functional theory calculations with experiment in ferropnictides, *Phys. Rev. B* **78**, 085104 (2008).
- [25] L. Ortenzi, H. Gretarsson, S. Kasahara, Y. Matsuda, T. Shibauchi, K. D. Finkelstein, W. Wu, S. R. Julian, Young-June Kim, I. I. Mazin, and L. Boeri, Structural Origin of the Anomalous Temperature Dependence of the Local Magnetic Moments in the CaFe_2As_2 Family of Materials, *Phys. Rev. Lett.* **114**, 047001 (2015).
- [26] G. Kresse and J. Hafner, *Ab initio* molecular dynamics for liquid metals, *Phys. Rev. B* **47**, 558 (1993).
- [27] G. Kresse and J. Furthmüller, Efficient iterative schemes for *ab initio* total-energy calculations using a plane-wave basis set, *Phys. Rev. B* **54**, 11169 (1996).
- [28] J. P. Perdew, K. Burke, and M. Ernzerhof, Generalized Gradient Approximation Made Simple, *Phys. Rev. Lett.* **77**, 3865 (1996).
- [29] L. M. Sandratskii, Symmetry analysis of electronic states for crystals with spiral magnetic order. I. General properties, *J. Phys. Condens. Matter* **3**, 8565 (1991).
- [30] I. I. Mazin and D. J. Singh, Competitions in Layered Ruthenates: Ferro- vs. Antiferromagnetism and Triplet vs. Singlet Pairing, *Phys. Rev. Lett.* **82**, 4324 (1999).
- [31] Y. Sidis, M. Braden, P. Bourges, B. Hennion, S. Nishizaki, Y. Maeno, and Y. Mori, Evidence for Incommensurate Spin Fluctuations in Sr_2RuO_4 , *Phys. Rev. Lett.* **83**, 3320 (1999).
- [32] K. Iida, M. Kofu, N. Katayama, J. Lee, R. Kajimoto, Y. Inamura, M. Nakamura, M. Arai, Y. Yosida, M. Fujita, K. Yamada, and S.-H. Lee, Inelastic neutron scattering study of the magnetic fluctuations in Sr_2RuO_4 , *Phys. Rev. B* **84**, 060402(R) (2011).
- [33] B. Kim, S. Khmelevskiy, I. I. Mazin, D. F. Agterberg, and C. Franchini, Anisotropy of magnetic interactions and symmetry of the order parameter in unconventional superconductor Sr_2RuO_4 , *npj Quantum Mater.* **2**, 37 (2017).
- [34] A. T. Rømer, Andreas Kreisel, Marvin A. Müller, P. J. Hirschfeld, Ilya M. Eremin, and B. M. Andersen, Theory of strain-induced magnetic order and splitting of T_C and T_{TRSB} in Sr_2RuO_4 , *Phys. Rev. B* **102**, 054506 (2020).
- [35] S. E. Brown (private communication).
- [36] M. Uhl, L. M. Sandratskii, and J. Kübler, Spin fluctuations in γ -Fe and in Fe_3Pt Invar from local-density-functional calculations, *Phys. Rev. B* **50**, 291 (1994).
- [37] M. D. Johannes and I. I. Mazin, Fermi surface nesting and the origin of charge density waves in metals, *Phys. Rev. B* **77**, 165135 (2008).
- [38] See Supplemental Material at <http://link.aps.org/supplemental/10.1103/PhysRevLett.130.026702> for detailed Fermi surfaces for each pressure and related nesting vectors.

Supplementary Material:

Suppressed fluctuations as the origin of the static magnetic order in strained Sr_2RuO_4

Bongjae Kim^{1,*}, Sergii Khmelevskiy², Cesare Franchini^{3,4}, and I. I. Mazin^{5,6†}

¹ Department of Physics, Kunsan National University, Gunsan, 54150, Korea

² Center for Computational Materials Science, Institute for Applied Physics,

Vienna University of Technology, Wiedner Hauptstrasse 8 - 10, 1040 Vienna, Austria

³ University of Vienna, Faculty of Physics and Center for Computational Materials Science, Vienna A-1090, Austria

⁴ Dipartimento di Fisica e Astronomia, Università di Bologna, 40127 Bologna, Italy

⁵ Department of Physics and Astronomy, George Mason University, Fairfax, VA 22030 and

⁶ Quantum Science and Engineering Center, George Mason University, Fairfax, VA 22030

(Dated: September 16, 2022)

I. FERMI SURFACES

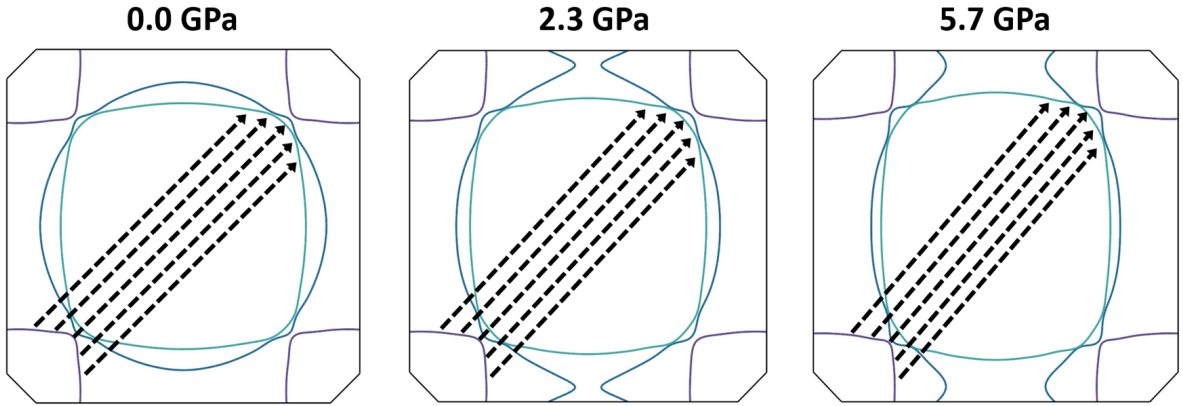


FIG. S1. Fermi surfaces for three representative stress cases: unstrained, 2.3 GPa and 5.7 GPa. The nesting vectors are shown with the dashed arrows for each cases. One can see that while the ground energy SDW positions are progressively moving towards $\mathbf{q} = (1/2, 1/4)$, the nesting vectors do move much away from the original positions.

* bongjae.kim@kunsan.ac.kr

† imazin2@gmu.edu